




English Progression of Skills RECEPTION

Autumn 1

Autumn 1
Literacy
Texts




Prime Areas

Area of
learning

Objectives/skills

Communication
and Language



Listening:

Listen to others 1:1, in small groups and whole class.

Enjoy listening to stories and can remember what happens.

Listen carefully to rhymes and songs, paying attention to how they sound.

Understand how to listen carefully and why listening is important.

Attention:

Maintain attention in whole class and small group contexts for a short time.

May find it difficult to pay attention to more than one thing at a time.

Respond:

Engage in story times.

Join in with repeated refrains and anticipate key events and phases in stories or rhymes.

Respond appropriately when asked e.g., 'chime = freeze & show me 5' (whole school rule)

Understanding:

Follow 1 step instructions e.g., put bookbag in drawer.

Understand 'why' questions.

Speaking:

Begin to use social phrases e.g., 'Good Morning!

Use talk to organise themselves and their play.

Specific Areas

Literacy



COMPREHENSION

Listen and enjoy sharing a range of books.

Hold a book correctly, handle with care and turn pages from front to back and recognise front and back cover.

Know that print carries meaning and in English, is read from left to right and top to bottom.

Know the difference between text and illustrations.

Enjoy joining in with rhyme, songs, and poems.

Join in with repeated refrains and key phrases.

WORD READING

Hear general sound discrimination and be able to orally blend and segment.

WRITING

Emergent writing:

Develop listening and speaking skills in a range of contexts.

Aware that writing communicates meaning.

Give meaning to marks they make. Understand that thoughts can be written down.

Write their name copying it from a name card or try to write it from memory.

Composition:

Use talk to link ideas, clarify thinking and feelings. Understands that thoughts and stories can be written down.

Spelling:

Orally segment some sounds in simple words.

Write their name copying it from a name card or try to write it from memory.

Handwriting:

Know that print carries meaning and in English, is read from left to right and top to bottom.

Draws lines and circles.

Autumn 2

AUTUMN




HALLOWEEN



BONFIRE NIGHT/FIRE SERVICE



DIWALI



CHRISTMAS




Possible Themes & Interests
(Based on interests the children have had in past years)



Autumn 2
Literacy
texts

PRIME AREAS

Area of learning	Objectives/skills
<p>Communication and Language</p> 	<p>Listening: Listen in familiar and new situations. Engage in stories that are familiar and new with interest and enjoyment.</p> <p>Attention: Maintain attention in new situations e.g., whole school assembly or PE sessions in the hall. Shift attention when required e.g., when given a clear prompt – ‘name’.</p> <p>Respond: Make relevant comments when listening to a story and can answer ‘why’ questions. Link events in a story to their own experiences. <i>Ask questions to find out more and to check they understand what has been said to them.</i> Respond to others appropriately in play. <i>Engage in story times.</i> <i>Engage in non-fiction book.</i></p> <p>Understanding: <i>Follow instructions or a question with 2 parts in familiar situations.</i></p> <p>Speaking: Use intonation to make meaning clear to others. <i>Start a conversation with peers and familiar adults and continue it for many turns.</i> Use simple conjunctions in talk to link thoughts ‘and’ ‘because’. Rehearse lines for the class Nativity Retell a simple event e.g., how scratched knee’ Recognise words that rhyme or sound similar E.g., “Cat and hat”. <i>Develop social phrases – “Good morning, how are you?”</i></p>

Specific Areas

Literacy	<p>COMPREHENSION Experience and respond to different types of books, e.g., story books, factual/real-world books, rhyming and non-rhyming stories, realistic and fantasy stories. Respond to ‘who’, ‘where’ ‘what’ and ‘when’ questions linked to text and illustrations. Make simple inferences to answer yes/no questions about characters’ emotions in a familiar picture book read aloud to them, with prompts. Sequence two events from a familiar story, using puppets, pictures from book or role-play.</p> <p>WORD READING Read individual letters by saying the sounds for them. Blend sounds into words, so that they can read short words made up of known letter-sound correspondences.</p>
----------	---



Read a few common exception words matched to our phonic programme.

WRITING

Emergent writing:

Copies adult writing behaviour e.g., writing on a whiteboard, writing messages.

Makes marks and drawings using increasing control.

Know there is a sound/symbol relationship.

Use some recognisable letters and own symbols.

Write letters and strings, sometimes in clusters like words.

Composition:

Orally compose a sentence and hold it in memory before attempting to write it.

Spelling:

Orally spell VC and CVC words by identifying the sounds.

Write own name.

Handwriting:

Form letters from their name correctly. Recognise that after a word there is a space.

Spring 1

Literacy Texts

Area of learning

Objectives/skills

Communication and Language

Listening:

Listen attentively in a range of situations and know how to listen carefully e.g., understand they need to look at who is talking to them and think about what they are saying.

Attention:

Maintains attention, concentrates, and sits quietly during appropriate activity for a short time in the classroom.

Respond:

Make predictions about what might happen next or story endings in response to texts read.



Engage in non-fiction books.

Link events in a story to their own experiences. Introduce a storyline into their play.

Understanding:

Consider the listener and takes turns to listen and speak in different contexts.

Speaking:

Use talk to pretend objects stand for something else in play.

Demonstrate use of past tense verbs, such as "ran" or "fell" but may still get confused. Offer explanations for why things happen. Recount events that happen in their day.

Literacy



COMPREHENSION

Use picture clues to help read a simple text.

Make a simple prediction based on the pictures or text of a straightforward story that is read aloud to them.

Show understanding of some words and phrases in a story that is read aloud to them.

Express a preference for a book, song or rhyme, from a limited selection.

Play is influenced by experience of books (small world, role play).

WORD READING

Read individual letters by saying the sounds for them.

Blend sounds into words, so that they can read short words made up of known letter-sound correspondences.

Read a few common exception words matched to the school's phonic programme.

WRITING

Emergent writing:

Use appropriate letters for initial sounds.

Composition:

Orally compose a sentence and hold it in memory before attempting to write it and use simple conjunctions.

Spelling:

Spell to write CVC words independently.

Handwriting:

Shows a dominant hand. Write from left to right and top to bottom. Begin to form recognisable letters.

Spring 2

Possible Themes &
Interests




PLANTING/ GARDENING/SPRING

EASTER

(based on interests the children have had in past years)



Spring 2
Literacy
Texts




Prime Areas

Area of
learning

Objectives/skills

Communication
and Language



Listening:

Understand why listening is important.

Attention:

Maintain attention in different contexts, attend to peers and adults that are familiar and unfamiliar.

Respond:

Keep play going in response to the ideas of others and engage in conversation relevant to play theme.

Use talk to help work out problems and organise thinking and activities explain how things work and why they might happen.

Listen to, engage in and talk about selected non-fiction texts to develop a deep familiarity with new knowledge and vocabulary.

Understanding:

Ask questions to clarify understanding of a text or task. Ask questions to find out more and check understanding.

Retell a story with exact repetition

Speaking:

Use talk to clarify thinking, connect ideas and share thinking with others. Articulate thoughts into sentences.

Retell/create own stories.

Use simple conjunctions 'and', 'because' in context.

Use talk to help work out problems and organise thinking and activities.

Specific Areas

Literacy



COMPREHENSION

Retell stories in the correct sequence, draw on language patterns of stories.

With prompting, show understanding of many common words and phrases in a story that is read aloud to them.

Suggest how an unfamiliar story read aloud to them might end.

Give a simple opinion on a book they have read, when prompted.

Recognise repetition of words or phrases in a short passage of text.

Play influenced by experience of books

WORD READING

Read some letter groups that each represent one sound and say sounds for them.

Read simple phrases and sentences made up of words with known letter–sound correspondences and, where necessary, a few exception words.

WRITING

Emergent writing:

Build words using letter sounds in writing.

Composition:

Use talk to organise describe events and experiences. Begin to write a simple sentence with support.

Spelling:

Spell to write VC, CVC and CVCC words independently using Phase 2 and phase 3 graphemes.

Spell some irregular common (tricky) words e.g., the, to, no, go independently.

Handwriting:

Holds a pencil effectively to form recognisable letters.

Know how to form clear ascenders and descenders.

Summer 1

PLANTS - SUNFLOWERS




QUEENS JUBILEE

BUTTERFLIES

Possible Themes & Interests (based on interests the children have had in past years)



Summer 1 Literacy Texts



Prime Areas

Area of learning

Objectives/skills

Communication and Language

Listening:

Listen to and understand instructions about what they are doing, whilst busy with another task

Attention:

Listen and continue with an activity for a short time.



Respond:

Keep play going in response to the ideas of others and engage in conversation relevant to play theme.

Ask and answer 'what', 'where', 'when', and 'what could we do next' questions.

Listen to and talk about selected non-fiction to develop a deep familiarity with new knowledge and vocabulary.

Understanding:

Carry out a series of 3 directions. Show familiarity with selected non-fiction by using new knowledge and vocab in conversation and play. Understand 'how', 'why' and 'where' questions.

Speaking:

Recount an event in the correct order and some detail.

Give details that they know are important and will influence the listener

Express ideas about feelings and experiences.

Articulate their ideas in well-formed sentences.

Show that they can use language to reason and persuade E.g. "Can I go outside because it's stopped raining?"

Specific Areas

Literacy



COMPREHENSION

Correctly sequence a story or event using pictures and/or captions.

Make simple, plausible suggestions about what will happen next in a book they are reading.

Know the difference between different types of texts (fiction, nonfiction, poetry)

Make inferences to answer a question beginning 'Why do you think...?' in a picture book that has been read to them, where answer is clearly signposted.

Play influenced by experience of books - gestures and actions used to act out a story, event or rhyme from text or illustrations.

WORD READING

Read some letter groups that each represent one sound and say sounds for them.

Read simple phrases and sentences made up of words with known letter-sound correspondences and, where necessary, a few exception words.

WRITING

Emergent writing:

Continue to build on knowledge of letter sounds to build words in writing. Use writing in play. Use familiar words in their writing.

Composition:

Begin to write a simple sentence/caption may include a full stop.

Spelling:

Spell words by drawing on knowledge of known grapheme correspondences.

Make phonetically plausible attempts when writing more complex unknown words.

Handwriting:

Form most lower-case letters correctly, starting and finishing in the right place, going the right way round and correctly orientated.

Include spaces between words.

Summer 2

Possible Themes & Interests
(based on interests the children have had in past years)



SUMMER/HOT PLACES



SEASIDE/MERMAIDS/PIRATES




Summer 2
Literacy
Texts




THE TRAVELLING TURTLE

Prime Areas

Area of learning	Objectives/skills
<p>Communication and Language</p> 	<p>Listening: Listen attentively and respond to what they hear with relevant questions, comments, or actions.</p> <p>Attention: Attend to others in play, play co-operatively and can pretend to be someone else talking. Games can be quite elaborate and detailed.</p> <p>Respond: Make comments about what they have heard and ask questions to clarify thinking. Respond by asking if unsure and uses words specifically to make meaning clear E.g. Please could I have the orange stripey fish?</p> <p>Understanding: Retell a story with some exact repetition and in their own words. Understand that words can be put into groups or categories, and give examples from each category E.g., Animals, transport, food, etc. Understand a range of words to describe the idea of time, shape, texture, size and know in which context to use them E.g. Soon, early, and late; square, triangle and circle; soft, hard, and smooth. Name objects, characters, and animals from a description E.g. “It lives in the sea and has big sharp teeth.</p> <p>Speaking: Articulate and create an imaginary story of their own in play or in writing. Speak clearly in well-formed sentences. Use new vocabulary in different contexts. Use past, present, and future tenses in conversation with peers and adults. Use conjunctions to extend and articulate their ideas, join phrases with words such as ‘if’, ‘because’, ‘so’, ‘could’ E.g. “I can have a biscuit if I eat all my dinner”</p>

Specific Areas

<p>Literacy</p> 	<p>COMPREHENSION Play influenced by experience of books - act out stories through role play activities, using simple props (e.g., hats, masks, clothes, etc.) and appropriate vocabulary. Innovate a known story. Recall the main points in text in the correct sequence, using own words and include new vocabulary. When prompted, say whether they liked or disliked a book, and give a simple justification or make a relevant comment. With prompting, sometimes show understanding of some less familiar words and phrases in a story that is read aloud to them.</p> <p>WORD READING Read some tricky words from Phase 4 e.g., said, like, have, so. Re-read what they have written to check that it makes sense.</p> <p>WRITING Emergent writing:</p>
---	---

Show awareness of the different audience for writing.

Write short sentences with words with known letter-sound correspondences sometimes using a capital letter and full stop.

Composition:

Write a simple narrative in short sentences with known letter-sound correspondences using a capital letter and full stop.

Write different text forms for different purposes (e.g., lists, stories, instructions).

Begin to discuss features of their own writing e.g., what kind of story have they written.

Spelling:

Spell words by drawing on knowledge of known grapheme correspondences.

Make phonetically plausible attempts when writing more complex unknown words e.g., using Phase 4 CCVCC

Spell irregular common (tricky) words e.g., he, she, we, be, me independently.

Handwriting:

Use a pencil confidently to write letters that can be clearly recognised and form some capital letters correctly.

English Progression of Skills Year 1

Spoken Language

- ✓ listen and respond appropriately to adults and their peers
- ✓ ask relevant questions to extend their understanding and knowledge
- ✓ use relevant strategies to build their vocabulary
- ✓ articulate and justify answers, arguments and opinions
- ✓ give well-structured descriptions, explanations and narratives
- ✓ maintain attention and participate actively in collaborative conversations, staying on topic and initiating and responding to comments
- ✓ use spoken language to develop understanding through speculating, hypothesising, imagining and exploring ideas
- ✓ speak audibly and fluently with an increasing command of Standard English
- ✓ participate in discussions, presentations, performances, role play and debates
- ✓ gain, maintain and monitor the interest of the listener(s)
- ✓ consider different viewpoints, attending to and building on contributions of others
- ✓ select and use appropriate registers for effective communication

Vocabulary, Grammar and Punctuation

- ✓ understand how words can combine to make sentences
- ✓ use the conjunction 'and' to link words and join clauses
- ✓ separate words with spaces
- ✓ begin to use capital letters, full stops, question marks and exclamation marks to demarcate sentences
- ✓ use capital letters for names of people, places and the days of the week
- ✓ use a capital letter for the personal pronoun I
- ✓ use the word 'because' to explain
- ✓ use time words to aid sequencing (to be formally introduced as time adverbs through grammar work in year 3)

Terminology: letter, capital letter, word, singular, plural, sentence, punctuation, full stop, question mark, exclamation mark

Text Types

Story
 Familiar stories and traditional tales
 Recount
 Explanation text
 Rhymes
 Poem with simple repeated structure

Spelling

- ✓ spell words containing the 40+ phonemes taught
- ✓ spell the days of the week
- ✓ spell common exception words
- ✓ name letters of the alphabet in order
- ✓ use letter names to distinguish between alternative spellings of same sound
- ✓ use regular plural noun suffixes –s or –es
- ✓ add suffixes to verbs where no change is needed in the spelling of root words
- ✓ know how the prefix un– changes the meaning of verbs and adjectives

Handwriting

- ✓ sit correctly at a table, holding a pencil comfortably and correctly
- ✓ form lower-case letters in the correct direction, starting and finishing in the right place using *Read Write Inc* sayings
- ✓ form capital letters: ○ Straight line: E F H I L T ○ Straight and slant line: A K M N V W X Y Z ○ Straight and curly line: B D G J P Q R U ○ Curly line: C S O
- ✓ understand which letters belong to which handwriting 'families': ○ long ladder (l, i, t, u, j, y) ○ one-armed robot (r, b, n, h, m, p) ○ curly caterpillar (c, a, d, o, g, q and s, e, f) ○ zig-zag (z, v, w, x)

Word Reading

- ✓ apply phonic knowledge and skills as the route to decode words
- ✓ respond speedily with the correct sound to graphemes (letters or groups of letters) for all 40+ phonemes, including, where applicable, alternative sounds for graphemes
- ✓ read accurately by blending sounds in unfamiliar words containing GPCs that have been taught
- ✓ read common exception words, noting unusual correspondences between spelling and sound and where these occur in the word
- ✓ read words containing taught GPCs and –s, –es, –ing, –ed, –er and –est endings
- ✓ read other words of more than one syllable that contain taught GPCs
- ✓ read words with contractions, and understand that the apostrophe represents the omitted letter(s)
- ✓ read books aloud, accurately that are consistent with their developing phonic knowledge and that do not require them to use other strategies to work out words
 - ✓ reread these books to build up their fluency and confidence in word reading.

Reading comprehension

Develop pleasure in reading, motivation to read, vocabulary and understanding.

- ✓ listen to and discuss a wide range of poems, stories and non-fiction at a level beyond that at which they can read independently
- ✓ link what they read or hear to their own experiences
- ✓ become very familiar with key stories, fairy stories and traditional tales, retelling them and considering their particular characteristics
- ✓ recognise and join in with predictable phrases
- ✓ learn to appreciate rhymes and poems
- ✓ to recite rhymes and poems by heart
- ✓ discuss word meanings, linking new meanings to those already known
- ✓ develop understanding by drawing on what they already know or on background information and vocabulary provided by the teacher
- ✓ check that the text makes sense to them as they read and correcting inaccurate reading
- ✓ discuss the significance of the title and events
- ✓ make inferences on the basis of what is being said and done
- ✓ predict what might happen on the basis of what has been read so far
- ✓ participate in discussion about what is read to them, taking turns and listening to what others say
- ✓ explain clearly their understanding of what is read to them

Writing: Composition, Cohesion and Effect

Planning

- ✓ say out loud what they are going to write about
- ✓ independently choose what to write about
- ✓ orally rehearse, plan and develop own imaginative ideas for settings and characters in stories, using ideas from reading for some incidents and events
- ✓ begin to plan stories with a simple structure: beginning/middle/end ✓ assemble information on a subject e.g. food, pets

Drafting and writing

Narrative

- ✓ compose a sentence orally before writing it
- ✓ write stories by sequencing sentences to form short narratives
- ✓ use time words to aid sequencing and organise events
- ✓ re-tell/imitate familiar stories and recounts events; include main events in sequence, focusing on who is in the event, where events take place and what happens in each event
- ✓ include story language and sentence patterns e.g. one day, suddenly
- ✓ continue and uses a repeating pattern
- ✓ list words and phrases to describe details of first hand experiences using senses
- ✓ make some choices of appropriate vocabulary
- ✓ act out stories and portrays characters and their motives

Poetry

- ✓ continue and use a repeating pattern in poetry writing

Non-narrative

- ✓ sequence sentences to write simple non-fiction text types linked to topics of interest/study or to personal experience
- ✓ begin to make some choices of appropriate vocabulary (e.g. defensive, wooden castle as opposed to haunted, spooky castle)
- ✓ use simple features correctly e.g. greeting in a letter, numbers in a list

Proof-reading, editing and evaluating

- ✓ discuss what they have written with the teacher or other pupils
- ✓ re-read what they have written to check that it makes sense and attempts to edit for sense.

Presenting

- ✓ read aloud their writing clearly enough to be heard by peers and teacher

English Progression of Skills Year 2

Spoken Language

- ✓ listen and respond appropriately to adults and their peers
- ✓ ask relevant questions to extend their understanding and knowledge
- ✓ use relevant strategies to build their vocabulary
- ✓ articulate and justify answers, arguments and opinions
- ✓ give well-structured descriptions, explanations and narratives for different purposes, including for expressing feelings
- ✓ maintain attention and participate actively in collaborative conversations, staying on topic and initiating and responding to comments
- ✓ use spoken language to develop understanding through speculating, hypothesising, imagining and exploring ideas
- ✓ speak audibly and fluently with an increasing command of Standard English
- ✓ participate in discussions, presentations, performances, role play/improvisations and debates
- ✓ gain, maintain and monitor the interest of the listener(s)
- ✓ consider and evaluate different viewpoints, attending to and building on the contributions of others
- ✓ select and use appropriate registers for effective communication

Text types

Persuasive letter
Report
Poetry
Plays
Information texts

Vocabulary, Grammar and Punctuation

- ✓ form nouns using suffixes (–ness, –er) and by compounding e.g. snowman
- ✓ form adjectives using suffixes such as –ful, –less
- ✓ use suffixes –er, –est, –ly to turn adjectives into adverbs
- ✓ use conjunctions for subordination (when, if, that, because) and co-ordination (or, and, but)
- ✓ use expanded noun phrases for description and specification, e.g. the blue butterfly, plain flour, the man in the moon
- ✓ understand how the grammatical patterns in a sentence indicate its function as a statement, question, exclamation or command
- ✓ use present tense/ past tense consistently throughout writing
- ✓ use the progressive form of verbs in the present and past tense to mark actions in progress, e.g. she is drumming, he was shouting
- ✓ use capital letters, full stops, question marks and exclamation marks to demarcate sentences
- ✓ use commas to separate items in a list
- ✓ use apostrophes to mark where letters are missing in spelling and to mark singular possession in nouns, e.g. the girl's name

Terminology: noun, noun phrase, adjective, adverb, verb, statement, question, exclamation, command, compound, suffix, past tense, present tense, apostrophe, comma

Spelling

- ✓ segmenting spoken words into phonemes and representing these by graphemes, spelling many correctly
- ✓ learning new ways of spelling phonemes for which 1 or more spellings are already known, and learn some words with each spelling
- ✓ add –ing, –ed, –er, –est
- ✓ add ‘-es’ to nouns and verbs ending in ‘y’
- ✓ add suffixes: –ful, –less, –ly, –ment, –ness
- ✓ homophones (there/ their/ they're, to/too/two, here/hear)
- ✓ learn to spell words with contracted forms
- ✓ learn how to use the possessive apostrophe (singular nouns)

Handwriting

- ✓ form lower-case letters of the correct size relative to one another
- ✓ start using some of the diagonal and horizontal strokes needed to join letters (starting with digraphs) and understand which letters, when adjacent to one another, are best left unjoined
- ✓ write capital letters of the correct size, orientation and relationship to one another and to lower-case letters
- ✓ use spacing between words that reflects the size of the letters

Word Reading

- ✓ continue to apply phonic knowledge and skills as the route to decode words until automatic decoding has become embedded and reading is fluent
- ✓ read accurately by blending the sounds in words that contain the graphemes taught so far, especially recognising alternative sounds for graphemes
- ✓ read accurately words of two or more syllables that contain the same graphemes as above
- ✓ read words containing common suffixes
- ✓ read further common exception words, noting unusual correspondence between spelling and sound and where these occur in the word
- ✓ read most words quickly and accurately, without overt sounding and blending, when they have been frequently encountered
- ✓ read aloud books closely matched to their improving phonic knowledge, sounding out unfamiliar words accurately, automatically and without undue hesitation
- ✓ reread these books to build up their fluency and confidence in word reading

Reading Comprehension

Develop pleasure in reading, motivation to read, vocabulary and understanding.

- ✓ listen to, discuss and express views about a wide range of contemporary and classic poetry, stories and non-fiction at a level beyond that at which they can read independently
- ✓ discuss the sequence of events in books and how items of information are related
- ✓ become increasingly familiar with and retelling a wider range of stories, fairy stories and traditional tales
- ✓ being introduced to non-fiction books that are structured in different ways
- ✓ recognising simple recurring literary language in stories and poetry
- ✓ discussing and clarifying the meanings of words, linking new meanings to known vocabulary
- ✓ discussing their favourite words and phrases
- ✓ continuing to build up a repertoire of poems learnt by heart, appreciating these and reciting some, with appropriate intonation to make the meaning clear
- ✓ develop understanding by drawing on what they already know or on background information and vocabulary provided by the teacher
- ✓ checking that the text makes sense to them as they read, and correcting inaccurate reading
- ✓ making inferences on the basis of what is being said and done
- ✓ answering and asking questions
- ✓ predicting what might happen on the basis of what has been read so far
- ✓ participate in discussion about books, poems and other works that are read to them and those that they can read for themselves, taking turns and listening to what others say
- ✓ explain and discuss their understanding of books, poems and other material, both those that they listen to and those that they read for themselves

Writing: Composition, Cohesion and Effect

Drafting and Writing

Develop positive attitudes to and stamina for writing by writing narratives about personal experiences and those of others (real and fictional), writing about real events, writing poetry and writing for different purposes.

Planning

- ✓ consider what they are going to write before beginning by:
 - planning or saying out loud what they are going to write about
 - encapsulating what they want to say, sentence by sentence
 - writing down ideas and/or key words, including new vocabulary
- ✓ plan own story with a logical sequence of events ✓ assemble information on a subject

Narratives

- ✓ imitate or adapt familiar stories about familiar characters
- ✓ write own story, grouping complete sentences together to tell each part
- ✓ select appropriate words/phrases and include relevant details that sustain the reader/listener's interest, justifying choices
- ✓ explore characters' feelings and situations, using role play and improvisation
- ✓ use some formal story language
- ✓ maintain consistency in tense
- ✓ write some dialogue (no expectation of speech punctuation)
- ✓ suggest viewpoint with brief comments or questions on actions or situations

Poetry

- ✓ choose words carefully for effect in poetry, e.g. use of alliteration
- ✓ write poems following a modelled style

Non-narrative

- ✓ write simple information texts incorporating labelled pictures and diagrams and use language appropriate to the text type
- ✓ use some features of the given form maintaining consistency in purpose and tense
- ✓ suggest viewpoint with brief comments or questions on actions or situations

Proof-reading, editing and evaluating

- ✓ make simple additions, revisions and corrections to writing by:
 - proof-reading to check for errors in spelling, grammar and punctuation
 - evaluating writing with the teacher and other pupils

○ re-reading to check writing makes sense and that verbs to indicate time are used correctly and consistently

Presenting

- ✓ read aloud what has been written with appropriate intonation to make the meaning clear

English Progression of Skills Year 3

Spoken Language

- ✓ listen and respond appropriately to adults and their peers
- ✓ ask relevant questions to extend their understanding and knowledge
- ✓ use relevant strategies to build their vocabulary
- ✓ articulate and justify answers, arguments and opinions
- ✓ give well-structured descriptions, explanations and narratives for different purposes, including for expressing feelings
- ✓ maintain attention and participate actively in collaborative conversations, staying on topic and initiating and responding to comments
- ✓ use spoken language to develop understanding through speculating, hypothesising, imagining and exploring ideas
- ✓ speak audibly and fluently with an increasing command of Standard English
- ✓ participate in discussions, presentations, performances, role play/improvisations and debates
- ✓ gain, maintain and monitor the interest of the listener(s)
- ✓ consider and evaluate different viewpoints, attending to and building on the contributions of others
- ✓ select and use appropriate registers for effective communication

Text types

Myths and legends
Folk tales
Reference books
Textbooks
Dictionaries
Non-fiction texts with contents and index pages
Plays
Letters
Diary
Instructions
Poetry (free verse, narrative poetry)

Vocabulary, Grammar and Punctuation

- ✓ form nouns using a range of prefixes, e.g. super-, anti-, auto-
- ✓ use 'a' or 'an' according to whether the next word begins with a consonant or a vowel, e.g. a rock, an open box
- ✓ understand word families based on common words, showing how words are related in form and meaning, e.g. solve, solution
- ✓ express time, place and cause using conjunctions, e.g. when, before, after, while, so, because, adverbs, e.g. then, next, soon, therefore, or prepositions, e.g. before, after, during, in, because of
- ✓ understand paragraphs as a way to group related material
- ✓ understand how headings and sub-headings aid presentation
- ✓ use present perfect form of verbs instead of the simple past, e.g. 'He has gone out to play' contrasted with 'He went out to play'
- ✓ begin to use inverted commas to punctuate direct speech

Terminology: preposition, conjunction, word family, prefix, clause, subordinate clause, direct speech, consonant, consonant letter, vowel, vowel letter, inverted commas

(Formally introduce time adverbs (rather than time words))

Spelling

- ✓ add prefixes dis-, mis-, re-, sub-, tele-, super-, auto-
- ✓ add suffix '-ly' with root words ending in 'le' and 'ic'
- ✓ spell homophones

Handwriting

- ✓ use the diagonal and horizontal strokes that are needed to join letters and understand which letters, when adjacent to one another, are best left unjoined
- ✓ increase the legibility, consistency and quality of their handwriting (for example, by ensuring that the downstrokes of letters are parallel and equidistant; that lines of writing are spaced sufficiently so that the ascenders and descenders of letters do not touch)

Word Reading

- ✓ apply their growing knowledge of root words, prefixes and suffixes (etymology and morphology), both to read aloud and to understand the meaning of new words they meet
- ✓ read further exception words, noting the unusual correspondences between spelling and sound, and where these occur in the word

Reading Comprehension

Develop positive attitudes to reading, and an understanding of what they read.

- ✓ discuss a wide range of fiction, poetry, plays, non-fiction and reference books or textbooks
- ✓ read books that are structured in different ways and read for a range of purposes
 - ✓ use dictionaries to check the meaning of words that they have read
- ✓ increase their familiarity with a wide range of books, including fairy stories, myths and legends, and retelling some of these orally
- ✓ identify themes and conventions in a wide range of books
- ✓ prepare poems and play scripts to read aloud and to perform, showing understanding through intonation, tone, volume and action
- ✓ discuss words and phrases that capture the reader's interest and imagination ✓
recognise some different forms of poetry

In books read independently:

- ✓ check that the text makes sense to them, discussing their understanding and explaining the meaning of words in context
 - ✓ ask questions to improve their understanding of a text
 - ✓ draw inferences such as inferring characters' feelings, thoughts and motives from their actions, and justify inferences with evidence
 - ✓ predict what might happen from details stated and implied
 - ✓ identify main ideas drawn from more than 1 paragraph and summarise these
 - ✓ identify how language, structure, and presentation contribute to meaning
-
- ✓ retrieve and record information from non-fiction
-
- ✓ participate in discussion about both books that are read to them and those they can read for themselves, taking turns and listening to what others say

Writing: Composition, Cohesion and Effect

Write in a range of genres/forms, taking account of different audiences and purposes.

Planning

- ✓ compose and rehearse sentences orally, using a range of sentence structures
- ✓ rehearse dialogue
- ✓ discuss and record ideas
- ✓ identify key features in similar texts (structure, vocabulary and grammar)
- ✓ make decisions about how the plot will develop

Drafting and writing

Narrative

- ✓ create settings, characters and plot
- ✓ identify a clear structure for the story (opening, dilemma, resolution, ending)
- ✓ write an effective ending for a story
- ✓ organise paragraphs around a theme
- ✓ use range of sentence structures
- ✓ begin to use figurative language
- ✓ use some detail in the description of setting or characters' feelings or motives
- ✓ use dialogue to reveal detail about character/ move the narrative forward
- ✓ attempt to adopt a viewpoint
- ✓ imitate authorial techniques gathered from reading narrative **Poetry**
- ✓ write poems using the features of poetic forms studied

Non-narrative

- ✓ use simple organisational devices in non-narrative material, e.g. headings
- ✓ make notes from several sources of information and turn them into sentences
- ✓ group information, often moving from general to more specific detail
- ✓ begin to use paragraphs to group related materials
- ✓ use organisational devices to aid conciseness, e.g. numbered lists or headings ✓
attempt to adopt a viewpoint
- ✓ imitate authorial techniques gathered from reading
- ✓ select and use formal and informal styles and vocabulary appropriate to the purpose/reader

Proof-reading, editing and evaluating

- ✓ proof-read for spelling and punctuation errors
- ✓ evaluate and edit by proposing changes to vocabulary to improve consistency, showing awareness of the reader
- ✓ evaluate and edit by assessing the effectiveness of their own and other's writing and suggesting improvements

Presenting

- ✓ read aloud own writing, to a group or the whole class, using appropriate intonation and controlling the volume so that the meaning is clear

English Progression of Skills Year 4

Spoken Language

- ✓ listen and respond appropriately to adults and their peers
- ✓ ask relevant questions to extend their understanding and knowledge
- ✓ use relevant strategies to build their vocabulary
- ✓ articulate and justify answers, arguments and opinions
- ✓ give well-structured descriptions, explanations and narratives for different purposes, including for expressing feelings
- ✓ maintain attention and participate actively in collaborative conversations, staying on topic and initiating and responding to comments
- ✓ use spoken language to develop understanding through speculating, hypothesising, imagining and exploring ideas
- ✓ speak audibly and fluently with an increasing command of Standard English
- ✓ participate in discussions, presentations, performances, role play/improvisations and debates
- ✓ gain, maintain and monitor the interest of the listener(s)
- ✓ consider and evaluate different viewpoints, attending to and building on the contributions of others
- ✓ select and use appropriate registers for effective communication

Text types

Poetry using similes
Reference books
Textbooks
Dictionaries
Myths and legends
Folk tales
Non-fiction texts with contents and index pages
Plays
Poetry (free verse, narrative poetry)
Letters
Diary
Instructions
Significant authors and poets

Vocabulary, Grammar and Punctuation

- ✓ understand the grammatical difference between plural and possessive –s
- ✓ use Standard English forms for verb inflections instead of local spoken forms, e.g. *we were* instead of *we was*, or *I did* instead of *I done*
- ✓ expand noun phrases by adding modifying adjectives, nouns and preposition phrases (e.g. the teacher expanded to: the strict maths teacher with curly hair) ✓
- ✓ use fronted adverbials, e.g. *Later that day, I heard the bad news.*
- ✓ use paragraphs to organise ideas around a theme
- ✓ choose appropriate pronoun or noun within and across sentences to aid cohesion and avoid repetition
- ✓ use inverted commas and other punctuation to indicate direct speech, e.g. a comma after the reporting clause; end punctuation within inverted commas: *The conductor shouted, "Sit down!"*
- ✓ use apostrophes to mark plural possession, e.g. the girl's name, the girls' names
- ✓ use commas after fronted adverbials

Terminology: determiner, pronoun, possessive pronoun, adverbial

Spelling

- ✓ spell words with endings sounding like –sion, -cian, -tion, -ssion
- ✓ add prefixes 'in-', 'il-', 'im-' and 'ir-'
- ✓ add prefixes 'anti-' and 'inter-'
- ✓ add suffixes beginning with vowel letters to words of more than one syllable ('-ing', '-er', '-en', '-ed')
- ✓ add suffixes '-ous', '-ly' to words ending in 'y', 'le' and 'ic'
- ✓ use possessive apostrophe with plurals
- ✓ spell homophones

Handwriting

- ✓ use the diagonal and horizontal strokes that are needed to join letters and understand which letters, when adjacent to one another, are best left unjoined
- ✓ increase the legibility, consistency and quality of their handwriting (for example, by ensuring that the downstrokes of letters are parallel and equidistant; that lines of writing are spaced sufficiently so that the ascenders and descenders of letters do not touch)

Word Reading

- ✓ apply their growing knowledge of root words, prefixes and suffixes (etymology and morphology), both to read aloud and to understand the meaning of new words they meet
- ✓ read further exception words, noting the unusual correspondences between spelling and sound, and where these occur in the word

Reading Comprehension

Develop positive attitudes to reading, and an understanding of what they read.

- ✓ discuss a wide range of fiction, poetry, plays, non-fiction and reference books or textbooks
- ✓ read books that are structured in different ways and read for a range of purposes
 - ✓ use dictionaries to check the meaning of words that they have read
- ✓ increase their familiarity with a wide range of books, including fairy stories, myths and legends, and retelling some of these orally
- ✓ identify themes and conventions in a wide range of books
- ✓ prepare poems and play scripts to read aloud and to perform, showing understanding through intonation, tone, volume and action
- ✓ discuss words and phrases that capture the reader's interest and imagination ✓
recognise some different forms of poetry

In books read independently:

- ✓ check that the text makes sense to them, discussing their understanding and explaining the meaning of words in context
 - ✓ ask questions to improve their understanding of a text
 - ✓ draw inferences such as inferring characters' feelings, thoughts and motives from their actions, and justify inferences with evidence
 - ✓ predict what might happen from details stated and implied
 - ✓ identify main ideas drawn from more than 1 paragraph and summarise these
 - ✓ identify how language, structure, and presentation contribute to meaning
-
- ✓ retrieve and record information from non-fiction
-
- ✓ participate in discussion about both books that are read to them and those they can read for themselves, taking turns and listening to what others say

Writing: Composition, Cohesion and Effect

Write in a range of genres/forms, taking account of different audiences and purposes.

Planning

- ✓ compose and rehearse sentences orally, varying sentence structures
- ✓ rehearse dialogue
- ✓ discuss and record ideas
- ✓ identify key features in similar texts (structure, vocabulary and grammar)

Drafting and writing

Narrative

- ✓ create settings, characters and plot
 - ✓ sequence events clearly to show how one event leads to another using appropriate grammatical structures and vocabulary
 - ✓ use paragraphs shift to indicate a change in setting, character, time (rather than simply reflecting stages in planning)
 - ✓ use Standard English forms for verb inflections instead of local spoken forms, e.g. *we were* instead of *we was*, or *I did* instead of *I done*
 - ✓ include descriptive detail and make writing more vivid using specific nouns, adjectives, expanded noun phrases and figurative language (similes, metaphors)
 - ✓ describe characters in such a way to provoke a particular feeling in the reader, e.g. sympathy or dislike
 - ✓ develop mood and atmosphere using a range of vocabulary and dialogue between characters
 - ✓ include details expressed in ways that engage the reader
 - ✓ use techniques to get the reader on side (address them to engage or influence) ✓
imitate authorial techniques gathered from the reading of narrative texts
- ### Poetry
- ✓ write poems imitating poetic structures studied
 - ✓ include details expressed in ways that engage the reader

Non-narrative

- ✓ use simple organisational devices in non-narrative material, e.g. sub-headings
- ✓ organise or categorise information based on notes from several sources
- ✓ use paragraphs to organise ideas around a theme
- ✓ imitate authorial techniques gathered from reading
- ✓ use techniques to get the reader on side (address them to engage or persuade)

Proof-reading, editing and evaluating

- ✓ proof-read for spelling and punctuation errors
- ✓ evaluate and edit by proposing changes to grammar and vocabulary to improve consistency, including the accurate use of pronouns in sentences
- ✓ evaluate and edit by assessing the effectiveness of their own and other's writing and suggesting improvements

Presenting

- ✓ read aloud own writing, to a group or the whole class, using appropriate intonation and controlling the volume so that the meaning is clear

English Progression of Skills Year 5

Spoken Language

- ✓ listen and respond appropriately to adults and their peers
- ✓ ask relevant questions to extend their understanding and knowledge
- ✓ use relevant strategies to build their vocabulary
- ✓ articulate and justify answers, arguments and opinions
- ✓ give well-structured descriptions, explanations and narratives for different purposes, including for expressing feelings
- ✓ maintain attention and participate actively in collaborative conversations, staying on topic and initiating and responding to comments
- ✓ use spoken language to develop understanding through speculating, hypothesising, imagining and exploring ideas
- ✓ speak audibly and fluently with an increasing command of Standard English
- ✓ participate in discussions, presentations, performances, role play/improvisations and debates
- ✓ gain, maintain and monitor the interest of the listener(s)
- ✓ consider and evaluate different viewpoints, attending to and building on the contributions of others
- ✓ select and use appropriate registers for effective communication

Text Types

Myths and legends
 Traditional stories
 Modern fiction
 Fiction from our literary heritage (pre 20th Century)
 Books from other cultures and traditions
 Poetry to learn by heart
 Poems using onomatopoeia, metaphor, personification
 Non-fiction
 Biography

Vocabulary, Grammar and Punctuation

- ✓ convert nouns or adjectives into verbs using suffixes, e.g. –ate; –ise; –ify
- ✓ understand verb prefixes, e.g. dis–, de–, mis–, over– and re–
- ✓ use relative clauses beginning with who, which, where, when, whose, that, or an omitted relative pronoun
- ✓ indicate degrees of possibility using adverbs, e.g. *perhaps*, *surely*, or modal verbs, e.g. *might*, *should*, *will*, *must*
- ✓ use devices to build cohesion within a paragraph, e.g. *then*, *after that*, *this*, *firstly*
 - ✓ link ideas across paragraphs using adverbials of time, e.g. later, place, e.g. *nearby*, and number, e.g. *secondly*, or tense choices, e.g. *he had seen her before*
- ✓ use brackets, dashes or commas to indicate parenthesis ✓ use commas to clarify meaning or avoid ambiguity

Terminology: modal verb, relative pronoun, relative clause, parenthesis, bracket, dash, cohesion, ambiguity

Spelling

- ✓ spell words with the letter string ‘ough’
- ✓ spell words ending in ‘-able’/ ‘-ably’ and ‘-ible’/‘-ibly’
- ✓ spell homophones
- ✓ spell words with ‘silent’ letters
- ✓ use spelling journals for etymology
- ✓ use a dictionary to support learning word roots, derivations and spelling patterns
- ✓ use strategies at the point of writing: using etymological/ morphological strategies for spelling

Handwriting

- ✓ write legibly, fluently and with increasing speed by choosing which shape of a letter to use when given choices and deciding whether or not to join specific letters
- ✓ choose the writing implement that is best suited for a task

Word Reading

- ✓ apply their growing knowledge of root words, prefixes and suffixes (morphology and etymology), both to read aloud and to understand the meaning of new words that they meet.

Reading Comprehension

Maintain positive attitudes to reading and an understanding of what they read.

- ✓ read and discuss an increasingly wide range of fiction, poetry, plays, non-fiction and reference books or textbooks
- ✓ read books that are structured in different ways
- ✓ read for a range of purposes
- ✓ increase their familiarity with a wide range of books, including myths, legends and traditional stories, modern fiction, fiction from our literary heritage, and books from other cultures and traditions
- ✓ recommend books that they have read to their peers, giving reasons for their choices
- ✓ identify and discuss themes and conventions in and across a wide range of writing
- ✓ make comparisons within and across books
- ✓ learn a wider range of poetry by heart
- ✓ prepare poems and plays to read aloud and to perform, showing understanding through intonation, tone and volume so that the meaning is clear to an audience
- ✓ check that the book makes sense to them, discussing their understanding and exploring the meaning of words in context
- ✓ ask questions to improve their understanding
- ✓ draw inferences such as inferring characters' feelings, thoughts and motives from their actions, and justify inferences with evidence
- ✓ predict what might happen from details stated and implied
- ✓ summarise the main ideas drawn from more than one paragraph, identifying key details that support the main ideas
- ✓ identify how language, structure and presentation contribute to meaning
- ✓ discuss and evaluate how authors use language, including figurative language, considering the impact on the reader
- ✓ distinguish between statements of fact and opinion
- ✓ retrieve, record and present information from non-fiction
- ✓ participate in discussions about books that are read to them and those they can read for themselves, building on their own and others' ideas and challenging views courteously
- ✓ explain and discuss their understanding of what they have read, including through formal presentations and debates, maintaining a focus on the topic and using notes where necessary
- ✓ provide reasoned justifications for their views

Writing: Composition, Cohesion and Effect

Write in a range of genres/forms, taking account of different audiences and purposes.

Planning

- ✓ identify the audience for and purpose of the writing, selecting the appropriate form and using similar writing as models for their own
- ✓ note and develop initial ideas, drawing on reading and research where necessary
- ✓ consider how authors have developed characters and settings in what pupils have read, listened to or seen performed

Drafting and writing

Narrative

- ✓ précis longer passages
- ✓ use wide range of devices to build cohesion within and across paragraphs
- ✓ experiment with form in narrative writing e.g. flashbacks, alternative perspectives
- ✓ vary openings and endings in narrative e.g. use of dialogue, cliff hangers
- ✓ select appropriate grammar and vocabulary, understanding how such choices can change and enhance meaning
- ✓ vary pace of writing (different sentence lengths, moving between dialogue and reported speech, verb strings)
- ✓ use expressive and figurative language
- ✓ make use of structures that do not reflect spoken language
- ✓ develop some aspects of characterisation through what characters say and do
- ✓ describe setting, characters and atmosphere
- ✓ integrate dialogue to convey character and advance the action
- ✓ maintain style (appropriate to form, subject or audience) to sustain interest
- ✓ consider and evaluate different viewpoints (own and others'/biased and balanced) **Poetry**
- ✓ use expressive and figurative language
- ✓ experiment with writing poetry using different forms

Non-narrative

- ✓ use organisational and presentational devices to structure text and guide reader
- ✓ construct appropriate introductions and conclusions
- ✓ maintain style (appropriate to form, subject or audience) to sustain interest ✓
develop ideas logically
- ✓ use features of a range of text types independently
- ✓ consider and evaluate different viewpoints (own and others')

Proof-reading, editing and evaluating ✓

evaluate and edit by being able

to:

- assess the effectiveness of their own and other's writing
- propose changes to vocabulary, grammar and punctuation to enhance effects and clarify meaning
- ensure the consistent and correct use of tense throughout a piece of writing ○
ensure correct subject/verb agreement for singular/plural, distinguish between language of speech and writing and choose the appropriate register ✓ proof-read for spelling and punctuation errors

Presenting

✓ perform own compositions, using appropriate intonation, volume and movement so that meaning is clear

English Progression of Skills Year 6

Spoken Language

- ✓ listen and respond appropriately to adults and their peers
- ✓ ask relevant questions to extend their understanding and knowledge
- ✓ use relevant strategies to build their vocabulary
- ✓ articulate and justify answers, arguments and opinions
- ✓ give well-structured descriptions, explanations and narratives for different purposes, including for expressing feelings
- ✓ maintain attention and participate actively in collaborative conversations, staying on topic and initiating and responding to comments
- ✓ use spoken language to develop understanding through speculating, hypothesising, imagining and exploring ideas
- ✓ speak audibly and fluently with an increasing command of Standard English
- ✓ participate in discussions, presentations, performances, role play/improvisations and debates
- ✓ gain, maintain and monitor the interest of the listener(s)
- ✓ consider and evaluate different viewpoints, attending to and building on the contributions of others
- ✓ select and use appropriate registers for effective communication

Text Types

Myths and legends
 Traditional stories
 Modern fiction
 Fiction from our literary heritage
 Books from other cultures and traditions
 Poetry to learn by heart
 Poems with clear structure, e.g. haiku, sonnet, ballad
 Poems on a theme
 Non-fiction
 Auto-biography
 Novel with a film version

Vocabulary, Grammar and Punctuation

- ✓ understand the difference between vocabulary typical of informal speech and vocabulary appropriate for formal speech and writing
- ✓ understand how words are related by meaning as synonyms and antonyms
- ✓ understand how use of the passive effects the presentation of information in a sentence
- ✓ link ideas across paragraphs using a wider range of cohesive devices: repetition of a word or phrase, grammatical connections
- ✓ understand layout devices (headings, sub-heading, columns, bullets, tables)
- ✓ use a semi-colon, colon or dash to mark the boundary between independent clauses
- ✓ use colons to introduce a list and use semi-colons within lists
- ✓ use bullet points to list information
- ✓ understand how hyphens can be used to avoid ambiguity [for example, man eating shark versus man-eating shark, or recover versus re-cover]

Terminology: subject, object, active, passive, synonym, antonym, ellipsis, hyphen, colon, semi-colon, bullet points

Spelling

- ✓ add suffixes beginning with vowels to words ending in '-fer'
- ✓ spell words with endings that sound like /ʃəs/ spelt '-cious' or '-tious'
- ✓ spell words ending '-cial' and '-tial'
- ✓ spell words ending in '-ant', '-ance' and '-ancy'
- ✓ spell words ending '-ent', '-ence' and '-ency'

Handwriting

- ✓ write legibly, fluently and with increasing speed by choosing which shape of a letter to use when given choices and deciding whether or not to join specific letters
- ✓ choose the writing implement that is best suited for a task

Word Reading

- ✓ apply their growing knowledge of root words, prefixes and suffixes (morphology and etymology), both to read aloud and to understand the meaning of new words that they meet.

Reading Comprehension

Maintain positive attitudes to reading and an understanding of what they read.

- ✓ read and discuss an increasingly wide range of fiction, poetry, plays, non-fiction and reference books or textbooks
- ✓ read books that are structured in different ways
- ✓ read for a range of purposes
- ✓ increase their familiarity with a wide range of books, including myths, legends and traditional stories, modern fiction, fiction from our literary heritage, and books from other cultures and traditions
- ✓ recommend books that they have read to their peers, giving reasons for their choices
- ✓ identify and discuss themes and conventions in and across a wide range of writing
- ✓ make comparisons within and across books
- ✓ learn a wider range of poetry by heart
- ✓ prepare poems and plays to read aloud and to perform, showing understanding through intonation, tone and volume so that the meaning is clear to an audience
- ✓ check that the book makes sense to them, discussing their understanding and exploring the meaning of words in context
- ✓ ask questions to improve their understanding
- ✓ draw inferences such as inferring characters' feelings, thoughts and motives from their actions, and justify inferences with evidence
- ✓ predict what might happen from details stated and implied
- ✓ summarise the main ideas drawn from more than one paragraph, identifying key details that support the main ideas
- ✓ identify how language, structure and presentation contribute to meaning
- ✓ discuss and evaluate how authors use language, including figurative language, considering the impact on the reader
- ✓ distinguish between statements of fact and opinion
- ✓ retrieve, record and present information from non-fiction
- ✓ participate in discussions about books that are read to them and those they can read for themselves, building on their own and others' ideas and challenging views courteously
- ✓ explain and discuss their understanding of what they have read, including through formal presentations and debates, maintaining a focus on the topic and using notes where necessary
- provide reasoned justifications for their views

Writing: Composition, Cohesion and Effect

Write in a range of genres/forms, taking account of different audiences and purposes **Planning**

- ✓ identify the audience for and purpose of the writing, selecting the appropriate form and using similar writing as models for their own
- ✓ note and develop initial ideas, drawing on reading and research where necessary
- ✓ consider how authors have developed characters and settings
- ✓ maintain a clear focus when selecting content to plan quickly and effectively **Drafting and writing**

Narrative

- ✓ précis longer passages
- ✓ use a wide range of devices to build cohesion within and across paragraphs
- ✓ show flexibility in the use of narrative e.g. ability to experiment with story opening
- ✓ write a well-structured opening and appropriate ending
- ✓ understand the difference between vocabulary typical of informal speech and vocabulary appropriate for formal speech and writing
- ✓ select appropriate grammar and vocabulary, understanding how such choices can change and enhance meaning
- ✓ create vivid imagery through expressive and figurative language consistent with mood/atmosphere and develop these images throughout a narrative
- ✓ describe setting, characters and atmosphere
- ✓ integrate dialogue to convey character and advance the action
- ✓ maintain interest for the reader through varied devices, structures and features ✓ develop points of view and 'authorial voice' e.g. asides to reader **Poetry**
- ✓ create vivid imagery through expressive and figurative language consistent with mood/atmosphere and develop these images throughout a poem
- ✓ make appropriate use of structure in poetry, according to chosen form e.g. rhythmic or syllable patterns taking account of different audiences and purposes

Non-narrative

- ✓ use organisational and presentational devices to structure text and guide reader
- ✓ write well-structured introductions and appropriate conclusions
- ✓ use paragraphs purposefully to clearly structure main ideas across the text
- ✓ maintain interest for the reader through varied devices, structures and features
- ✓ choose appropriate presentational features to organise information and aid understanding
- ✓ develop points of view and 'authorial voice', e.g. viewpoints in discursive texts
- ✓ move between standard and non-standard forms of English appropriately
- ✓ choose register (formal/informal, personal/impersonal) appropriately and for effect **Proof-reading, editing and evaluating** ✓ evaluate and edit by being able to:
 - assess the effectiveness of their own and other's writing
 - propose changes to vocabulary, grammar and punctuation to enhance effects and clarify meaning
 - ensure the consistent and correct use of tense throughout a piece of writing ○ ensure correct subject/verb agreement for singular/plural, distinguish between language of speech and writing and choose the appropriate register ✓ proof-read for spelling and punctuation errors

Presenting

- ✓ perform own compositions, using appropriate intonation, volume and movement so that meaning is clear

